

SONOMA COUNTY

EXECUTIVE SUMMARY 2015

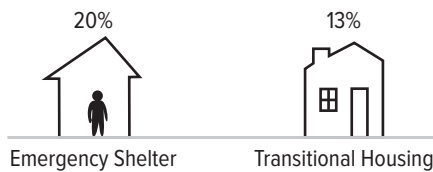
Every two years in January, communities across the country conduct comprehensive counts of their homeless population to gain a better understanding of the individuals who are currently experiencing homelessness, and to apply for federal funding for homeless programs.

The 2015 Sonoma County Point-in-Time Count was a community-wide effort conducted on January 23, 2015. In the weeks following the street count, a survey was administered to 609 unsheltered and sheltered homeless individuals, in order to profile their experience and characteristics.

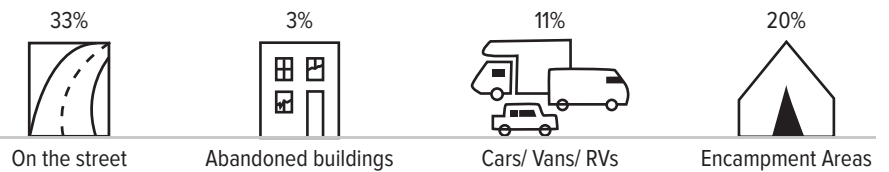
HOMELESS CENSUS SIX-YEAR TREND



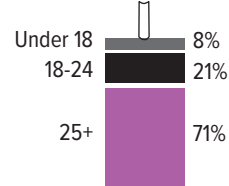
SHELTERED INCLUDES:



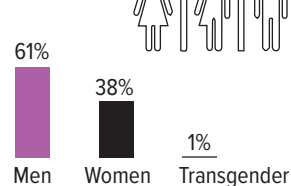
UNSHELTERED INCLUDES:



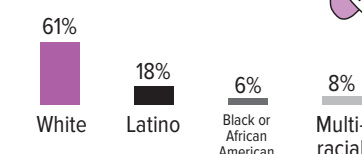
AGE



GENDER



RACE/ETHNICITY (TOP 4 RESPONSES)



FOSTER CARE

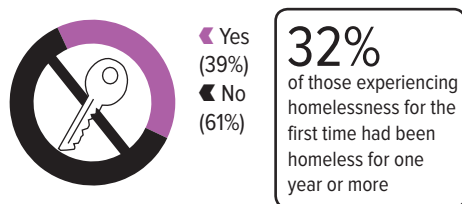
(respondents that have ever been in the system)

17%

HISTORY OF DOMESTIC VIOLENCE

33% of respondents

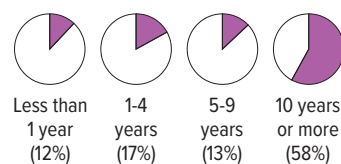
FIRST TIME HOMELESSNESS



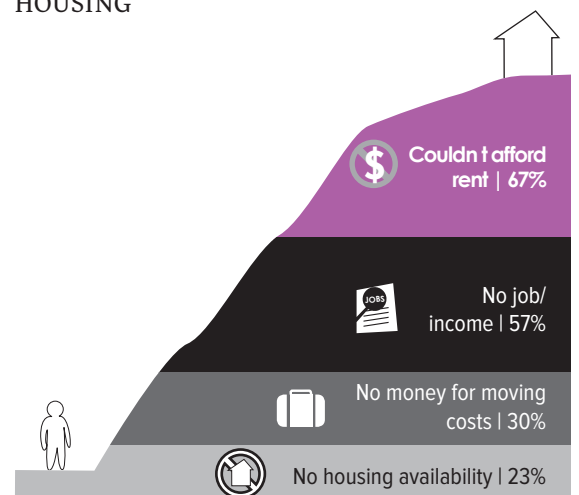
RESIDENCE AT TIME OF HOMELESSNESS



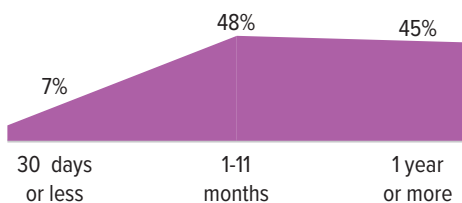
LENGTH OF TIME IN SONOMA COUNTY (of those living in Sonoma County at time of homelessness)



OBSTACLES TO OBTAINING PERMANENT HOUSING



DURATION OF HOMELESSNESS



What is a disabling condition?

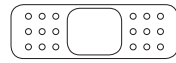
A disabling condition is defined here as a physical disability, mental illness, chronic depression, alcohol or drug abuse, chronic health problems, HIV/AIDS, Post-traumatic Stress Disorder (PTSD), or a developmental disability. A health condition, however affects housing stability or employment.

44%
of survey respondents reported a disabling condition.

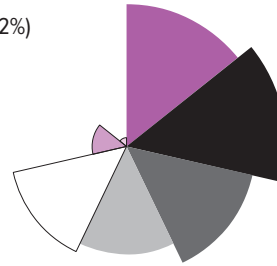


HEALTH CONDITIONS

- Drug or alcohol abuse (33%)
- Psychiatric or emotional conditions (37%)
- Physical disability (30%)
- Post-Traumatic Stress Disorder (PTSD) (25%)
- Chronic health problems (27%)
- Traumatic brain injury (8%)
- AIDS/HIV related (2%)




Note: Multiple response question, numbers will not total to 100%.



INCARCERATION

29%
spent at least 1 night in jail in the past 12 months.



INCOME



is the amount that 50% of respondents reported as their total monthly income.

86%
of survey respondents said YES when asked if they would want safe, affordable permanent housing were it available.

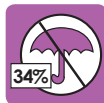
YES!

SERVICES AND ASSISTANCE

Government services received
(Top 3 Responses)



Food Stamps



None of them



SSI/SSDI

Reasons for NOT receiving government services
(Top 3 Responses)



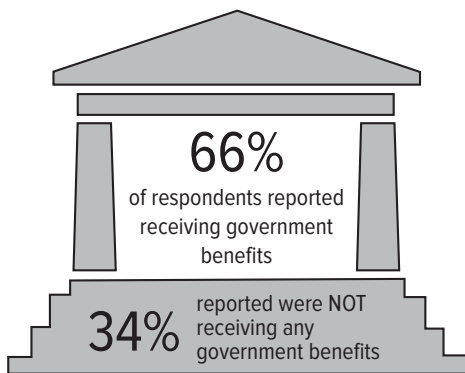
Don't think you are eligible



Don't want government assistance



Never applied



SUBPOPULATION DATA



CHRONICALLY HOMELESS

702 Individuals



An adult with a disabling condition or a family with at least one adult member with a disabling condition who:

- » Has been continuously homeless for 1 year or more and/or;
- » Has experienced 4 or more episodes of homelessness within the past 3 years.



VETERANS

217 Individuals



Veterans are persons who have served on active duty in the Armed Forces of the United States. This does not include inactive military reserves or the National Guard unless the person was called up to active duty.



FAMILIES

127 Families with 367 members



A household with at least one adult member (persons 18 or older) and at least one child member (persons under 18).



UNACCOMPANIED CHILDREN

48 Individuals



"Unaccompanied Children" are children under the age of 18 who are homeless and living independent of a parent or legal guardian.



TRANSITION-AGE YOUTH

630 Individuals



Homeless youth are defined as individuals between the ages of 18 and 24 years old.

SUMMARY

These data provide a snapshot of those experiencing homelessness in the Sonoma County on January 23, 2015. It provides a basic estimation of the number and characteristics of those experiencing homelessness on any given night in order to inform future service planning and provisioning efforts.

Source: Applied Survey Research. (2015). Sonoma County Homeless Census & Survey. Watsonville, CA. For more detail or to view the comprehensive report, please visit www.appliedsurveyresearch.org.